

Project #2-

MAKING THE GENEALOGICAL CONNECTION

This project involves reading and interviewing.

Follow the directions below to complete this project about personal and family history to honor the stories of immigration/history you have heard or read in class lately.

MATERIALS:


- One sheet of poster board
- Filmstrip template (right)
- Family tree template
- Interviewing template

FILMSTRIP TEMPLATE- Find three (or more) photos of family members and copy them on a copy machine (both Office Depot and Staples have copy machines). Place the copies of your photos in the filmstrip. Cut out the filmstrip and place it on your poster. You may duplicate the filmstrip if you want to use more photos of you and family members.

FAMILY TREE TEMPLATE- Complete your family tree template as far back as you can. If you are unsure about a part of your family tree, then leave it blank.

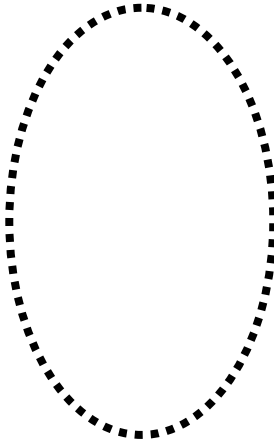
INTERVIEWING TEMPLATE- Ask your family member(s) as many questions as you can from the template and fill out the answers. If you want a color version of the template, print out the .pdf file on your home printer from-

<http://teachingvision.org/resources/readingprojects.htm>



My Family Tree

Maternal Great-Grandparents-



Paternal Great-Grandparents-

Maternal Grandparents-

*We in
fourth grade*

Paternal Grandparents-



Mother's Name-

Father's Name-

My Name-

_____, born _____

Siblings' names-

_____, born _____

_____, born _____

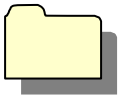
_____, born _____

Project #3- Famous Inventors

Read about an inventor in history- or one in the present. Report about famous inventors like Thomas Edison, Benjamin Franklin, Henry Ford, Samuel Morse, or Alexander Graham Bell... or find out about an incredible female inventor. Were any United States presidents inventors? The inventor you choose should be someone you can research and locate a good deal of information about.

You are going to complete the pages from this file-

<http://www2.redmond.k12.or.us/mccall/renz/2007-2008/biog07-08.pdf>



You will take the sheets you fill out, cut them out, and glue them to the inside of a manila file folder. It can have any color or pattern.

Here is how you will organize your report upon completion:

File Folder Report:

- **Front Cover:** Attach the drawing of your famous person
- **Inside Left Cover:** Attach your Inspiration timeline & "Important Poem"
- **Inside Right:** Staple all pages of the written report with bibliography at the end
- **Back Cover:** Glue any photos or quotes
- **File Folder Tab:** Write the famous person's name and your name

If you print out the PDF file from the web address mentioned above by _____ and bring it in to show me, you receive 10 immediate extra credit points.

Project #4- Make a Game Board Book Project

(Credit- Mrs. Heather Renz and Mrs. Pederson, though this project is changed for a Newbery book project)

This last book project focuses on a Newbery award-winning book. You have received a list of books that have received this coveted award in class.

Your assignment is to create a game board based on your book.

DIRECTIONS:

- **Create a pathway for a game board that includes a Start and Finish spot. Don't have too many spots on your pathway; 20-40 is appropriate. On the squares of the pathway, write down phrases like "ADVANCE __ SPOTS", "LOSE A TURN", and "CHALLENGE". Be creative.**
- **Write questions focusing on parts of your story on at least twenty index cards. Write between 20-50 questions.**
- **You need to include directions for your game. Explain how many players the game is intended for, the object of the game, and how to win. You may make the game pieces as characters or objects from your story and also include a decorative game box for your board, if you desire.**
- **Include a spinner or dice.**
- **The title of the book, author, pictures (sketches), and "retold by..." also need to be on the game board.**

**Optional Extra Credit Project-
Create CAUGHT READING mini-posters (8.5 x 11")**



Dylan and Cole Sproule from "The Suite Life of Zack and Cody" have been photographed CAUGHT READING. So have other celebrity kids and adults. The object of this simple extra credit assignment is to...

...Photograph yourself, relatives, and friends reading books. The more creative, the better. If you get a photograph of a neat person who works in the community, that's even better. The "GET CAUGHT READING" logo is featured below in three different sizes to stick on your pictures like the one of Dylan and Cole.

Bring in your photographs by _____.

Your photos, with permission of course, can be featured in our school publication by 4th and 5th grade students.



ASSIGNMENT:

How Can a State Test Reflect My Daily Life?

Test, test, test... that's all I've heard lately! It's even getting to the point where I hear my teacher's voice resonate in my head at night. *Pass, pass, pass, succeed, succeed, and succeed.* Utterly exhausted, I close my eyes for the night and wake up the next morning under **THE TEST CURSE.**

Heading to the table at breakfast, I dig out my usual cereal box. Here is some INFORMATION written on the cereal box about my cereal (it could also be a pancake, waffle, or French toast box)- (Talk about nutritional facts, side panels, and the back of the box.)

What are the TEXT FEATURES on your cereal box?

I then turn on the television to watch one short cartoon. I notice during commercials that people want me to buy all kinds of things. Write down some commercials you have seen lately where you are being PERSUADED to buy something.

Write different CAUSE and EFFECT situations that can happen throughout the day, either at home or school.

Because I studied for my spelling test (cause), I got all the words and even my challenge words correct (effect).

Since I had run around so much at recess (cause), I definitely needed a drink of water once I got inside (effect).

Now write three of your own, noting the causes and effects:

Families like to talk at dinner. What could be the MAIN IDEA of a conversation your family has at dinner?

Last but not least, make a TIMELINE OF EVENTS of five things that happened between the end of dinner and going to bed.

